




MONTHLY REPORT OF DISBURSEMENTS
 For the month of December 2021

Department: Department of Science and Technology (DOST)
 Entity Name: PHILIPPINE SCIENCE HIGH SCHOOL - MIMAROPA REGION CAMPUS
 Operating Unit: MIMAROPA Region Campus
 Organization Code (UACS): 1901609015

Funding Source Code (as clustered): 01- Regular Agency Fund
 (e.g. UACS Fund Cluster: 01- Regular Agency Fund, 02-Foreign Assisted Projects Fund, 03-Special Account-Local Funded/Domestic Grants Fund, etc.)

PARTICULARS	CURRENT YEAR BUDGET					PRIOR YEAR'S BUDGET										SUB-TOTAL	TRUST LIABILITIES				GRAND TOTAL					Remarks											
	PS	MOOE	Fin. Exp	CO	TOTAL	PRIOR YEAR'S ACCOUNTS PAYABLE				CURRENT YEAR'S ACCOUNTS PAYABLE					TOTAL		PS	MOOE	CO	TOTAL	PS	MOOE	Fin. Exp	CO	TOTAL												
						PS	MOOE	Fin. Exp	CO	PS	MOOE	Fin. Exp	CO	Sub-Total																							
1	2	3	4	5	6=(2+3+4+5)	7	8	9	10	11=(7+8+9+10)	12	13	14	15	16=(12+13+14+15)	17=(11+16)	18=(6+17)	19	20	21	22=(19+20+21)	23	24	25	26	27=(23+24+25+26)	28										
SUMMARY:																																					
		<u>Previous Months</u>		<u>This Month (December)</u>		<u>As of Date</u>															<u>Previous Months</u>		<u>This Month (December)</u>		<u>As of Date</u>												
Total Disbursement Authorities Received		105,041,432.22		27,456,691.21		132,498,123.43															157,698,499.00		21,682,501.00		179,381,000.00												
NCA		98,403,325.00		24,659,644.00		123,062,969.00															104,438,787.72		27,828,148.29		132,266,936.01												
NTA		989,850.00		1,110,100.00		2,099,950.00															53,259,711.28		(6,145,647.29)		47,114,063.99												
Working Fund																																					
TEA		5,648,257.22		1,686,947.21		7,335,204.43																															
CDC																																					
NCAA																																					
Others (CDT, BTR Does Stamp, etc.)																																					
Less: Notice of Transfer for Allocations (NTA)* issued																																					
Total Disbursements Authorities Available		105,041,432.22		27,456,691.21		132,498,123.43																															
Less: Lapsed NCA		7,414.04		223,773.38		231,187.42																															
Disbursements **		104,438,787.72		27,828,148.29		132,266,936.01																															
Less: Other Non-Cash Disbursements																																					
Disbursements effected through outright deductions from claims																																					
Overpayment of expenses (e.g. personnel benefits)																																					
Restitution of loss of government property																																					
Liquidated Damages and similar claims																																					
Others (TEF, BTR Documentary Stamp Tax, etc.)																																					
Add/less: Adjustments (e.g. cancelled/staled checks)																																					
Balance of Disbursements Authorities as of to date		595,230.46		(595,230.46)		(0.00)																															
Notes: The use of NTA is discouraged * Amounts should tally ** Amounts should tally with the grand total disbursements (column 27)																																					
										Certified Correct:  IVY MAY E. FAMATIGA ACCOUNTANT II 1/7/2021										Recommending Approval by:  MERIAM F. FALLAR FAD CHIEF/AO V 1/7/2021										Approved By:  EDWARD C. ALBARACIN DIRECTOR III 1/7/2021							